These Instructions for Use and Medication Record Sheets are essential to ensure the correct use of rivastigmine patch

For patients and carers of patients who have been prescribed Rivastigmine Transdermal Patch

Rivastigmine Cresent Transdermal Patch

INSTRUCTIONS FOR USE AND PATIENT DIARY

V1.0 approved Jul 2026

INSTRUCTIONS FOR USE

- *These Instructions for Use and Medication Record Sheets are essential to ensure the correct use of rivastigmine patch.*
- *If you have any questions or require more information, please read the patient information leaflet with the medicine.*
- *If you are not sure about anything, please ask your doctor or pharmacist.*

Important to remember

- Take off the previous patch before putting **one** new patch on
- Only **one** patch per day
- Do not cut the patch into pieces
- Press the patch firmly in place for at least 30 seconds using the palm of the hand

How to apply

1. Carefully remove the existing patch before putting on **one** new patch



2. Remove the new patch from the sachet.



3. Peel one side of the protective liner off the patch



4. Stick the patch on the upper or lower back, upper arm or chest and peel off the other side of the protective liner



5. Press the patch firmly in place for at least 30 seconds



Where to apply

Take off the previous patch before putting **one** new patch on

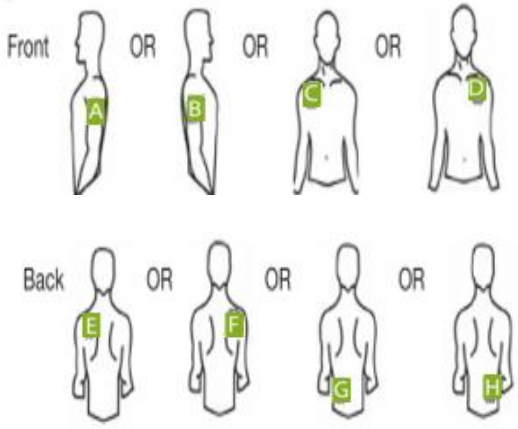

Apply **one** new patch in only **one** of the above areas every day

You can use the same zone (A or B or C or D or E or F or G or H), but do not use the same exact spot within the same zone

V 1.0 approved Jul 2026

MEDICATION RECORD SHEET

How to use this record sheet

- Use this record sheet to keep track of when you apply and take off Rivastigmine Transdermal Patch
- Tick the box when you have removed the old patch
- Fill in the date and day you apply the new patch
- Fill in the number of the application area where you have applied the new patch
- If you have any questions or require more information, please read the patient information leaflet that came with the medicine
- If you are not sure about anything, please ask your doctor or pharmacist

Where to apply

Apply <u>one</u> new patch in only <u>one</u> of the following zones every day.

You can use the same zone (A or B or C or D or E or F or G or H), but do not use the same exact spot within the same zone

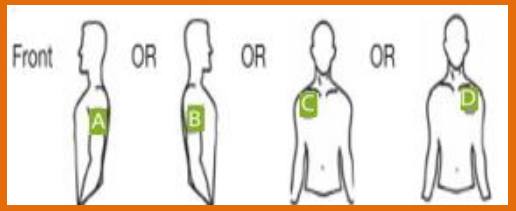

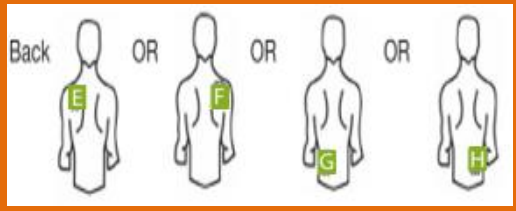

Old patch removed?	Date of application of **new patch**	Day of application of **new patch**	Application zone of **new patch** (letter)
exam ple ✓	**12th March 2026**	**Thursday**	**Exa A ple**
☐			
☐			
☐			
☐			
☐			
☐			
☐			
☐			
☐			

MEDICATION RECORD SHEET

How to use this record sheet

- Use this record sheet to keep track of when you apply and take off Rivastigmine Transdermal Patch
- Tick the box when you have removed the old patch
- Fill in the date and day you apply the new patch
- Fill in the number of the application area where you have applied the new patch
- If you have any questions or require more information, please read the patient information leaflet that came with the medicine
- If you are not sure about anything, please ask your doctor or pharmacist

Where to apply

Apply <u>one</u> new patch in only <u>one</u> of the following zones every day.

You can use the same zone (A or B or C or D or E or F or G or H), but do not use the same exact spot within the same zone

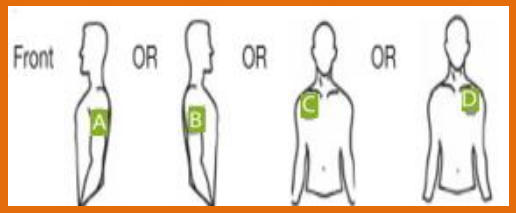

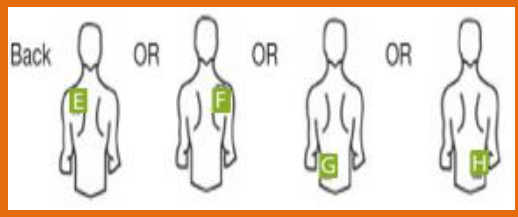

Old patch removed?	Date of application of **new patch**	Day of application of **new patch**	Application zone of **new patch** (letter)
exam ple ✓	**12th March 2026**	**Thursday**	**Exam A ple**
☐			
☐			
☐			
☐			
☐			
☐			
☐			
☐			
☐			

MEDICATION RECORD SHEET

How to use this record sheet

- Use this record sheet to keep track of when you apply and take off Rivastigmine Transdermal Patch
- Tick the box when you have removed the old patch
- Fill in the date and day you apply the new patch
- Fill in the number of the application area where you have applied the new patch
- If you have any questions or require more information, please read the patient information leaflet that came with the medicine
- If you are not sure about anything, please ask your doctor or pharmacist

Where to apply

Apply <u>one</u> new patch in only <u>one</u> of the following zones every day.

You can use the same zone (A or B or C or D or E or F or G or H), but do not use the same exact spot within the same zone

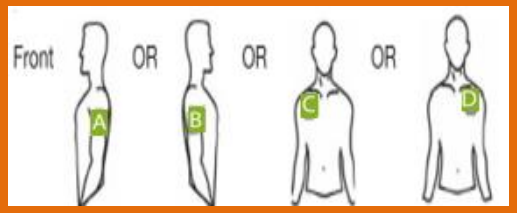

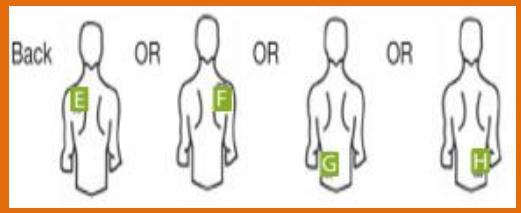

Old patch removed?	Date of application of **new patch**	Day of application of **new patch**	Application zone of **new patch** (letter)
exam ✓ ple	**12th March 2026**	**Thursday**	**Exam A ple**
☐			
☐			
☐			
☐			
☐			
☐			
☐			
☐			

MEDICATION RECORD SHEET

How to use this record sheet

- Use this record sheet to keep track of when you apply and take off Rivastigmine Transdermal Patch
- Tick the box when you have removed the old patch
- Fill in the date and day you apply the new patch
- Fill in the number of the application area where you have applied the new patch
- If you have any questions or require more information, please read the patient information leaflet that came with the medicine
- If you are not sure about anything, please ask your doctor or pharmacist

Where to apply

Apply <u>one</u> new patch in only <u>one</u> of the following zones every day.

You can use the same zone (A or B or C or D or E or F or G or H), but do not use the same exact spot within the same zone

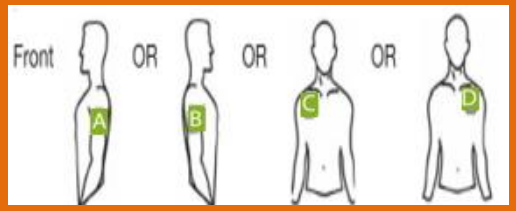

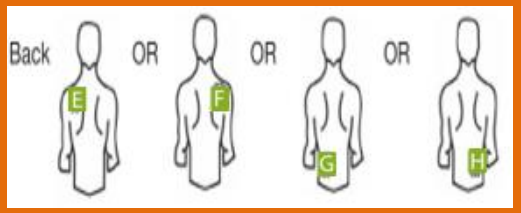

Old patch removed?	Date of application of **new patch**	Day of application of **new patch**	Application zone of **new patch** (letter)
exam ple ✓	**12th March 2026**	**Thursday**	**Exam ple A**
☐			
☐			
☐			
☐			
☐			
☐			
☐			
☐			
☐			

MEDICATION RECORD SHEET

How to use this record sheet

- Use this record sheet to keep track of when you apply and take off Rivastigmine Transdermal Patch
- Tick the box when you have removed the old patch
- Fill in the date and day you apply the new patch
- Fill in the number of the application area where you have applied the new patch
- If you have any questions or require more information, please read the patient information leaflet that came with the medicine
- If you are not sure about anything, please ask your doctor or pharmacist

Where to apply

Apply <u>one</u> new patch in only <u>one</u> of the following zones every day.

You can use the same zone (A or B or C or D or E or F or G or H), but do not use the same exact spot within the same zone

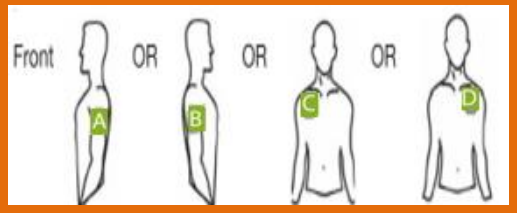

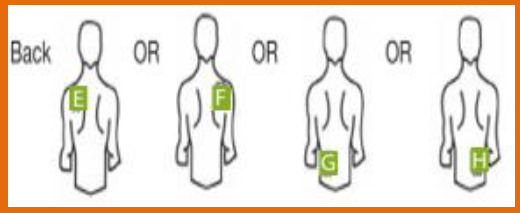

Old patch removed?	Date of application of **new patch**	Day of application of **new patch**	Application zone of **new patch** (letter)
exam ple ✓	**12th March 2026**	**Thursday**	**Exam ple A**
☐			
☐			
☐			
☐			
☐			
☐			
☐			
☐			
☐			

MEDICATION RECORD SHEET

How to use this record sheet

- Use this record sheet to keep track of when you apply and take off Rivastigmine Transdermal Patch
- Tick the box when you have removed the old patch
- Fill in the date and day you apply the new patch
- Fill in the number of the application area where you have applied the new patch
- If you have any questions or require more information, please read the patient information leaflet that came with the medicine
- If you are not sure about anything, please ask your doctor or pharmacist

Where to apply

Apply <u>one</u> new patch in only <u>one</u> of the following zones every day.

You can use the same zone (A or B or C or D or E or F or G or H), but do not use the same exact spot within the same zone

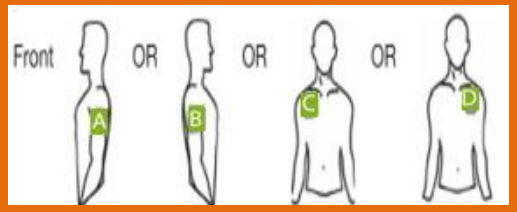

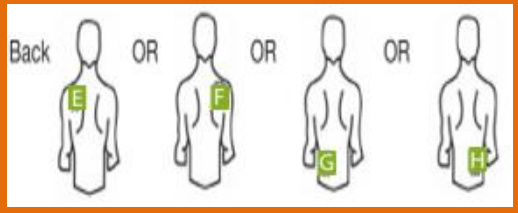

Old patch removed?	Date of application of **new patch**	Day of application of **new patch**	Application zone of **new patch** (letter)
exam ✓ ple	**12th March 2026**	**Thursday**	**Exam A ple**
☐			
☐			
☐			
☐			
☐			
☐			
☐			
☐			

MEDICATION RECORD SHEET

How to use this record sheet

- Use this record sheet to keep track of when you apply and take off Rivastigmine Transdermal Patch
- Tick the box when you have removed the old patch
- Fill in the date and day you apply the new patch
- Fill in the number of the application area where you have applied the new patch
- If you have any questions or require more information, please read the patient information leaflet that came with the medicine
- If you are not sure about anything, please ask your doctor or pharmacist

Where to apply

Apply <u>one</u> new patch in only <u>one</u> of the following zones every day.

You can use the same zone (A or B or C or D or E or F or G or H), but do not use the same exact spot within the same zone

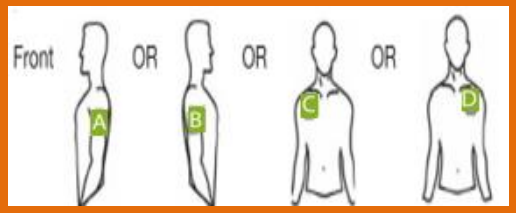

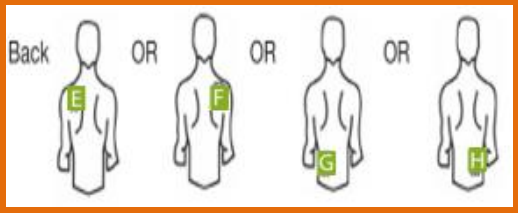

Old patch removed?	Date of application of **new patch**	Day of application of **new patch**	Application zone of **new patch** (letter)
exam ✓ ple	**12th March 2026**	**Thursday**	**Exam A ple**
☐			
☐			
☐			
☐			
☐			
☐			
☐			
☐			

MEDICATION RECORD SHEET

How to use this record sheet

- Use this record sheet to keep track of when you apply and take off Rivastigmine Transdermal Patch
- Tick the box when you have removed the old patch
- Fill in the date and day you apply the new patch
- Fill in the number of the application area where you have applied the new patch
- If you have any questions or require more information, please read the patient information leaflet that came with the medicine
- If you are not sure about anything, please ask your doctor or pharmacist

Where to apply

Apply <u>one</u> new patch in only <u>one</u> of the following zones every day.

You can use the same zone (A or B or C or D or E or F or G or H), but do not use the same exact spot within the same zone

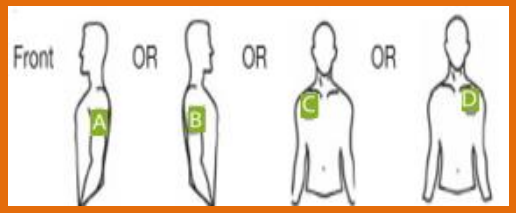

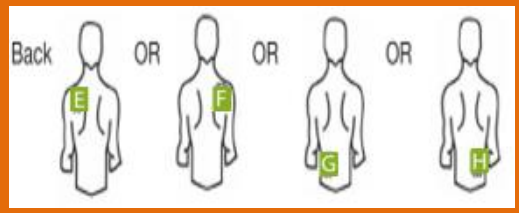

Old patch removed?	Date of application of **new patch**	Day of application of **new patch**	Application zone of **new patch** (letter)
exam ple ✓	**12th March 2026**	**Thursday**	**Exam ple A**
☐			
☐			
☐			
☐			
☐			
☐			
☐			
☐			
☐			

MEDICATION RECORD SHEET

How to use this record sheet

- Use this record sheet to keep track of when you apply and take off Rivastigmine Transdermal Patch
- Tick the box when you have removed the old patch
- Fill in the date and day you apply the new patch
- Fill in the number of the application area where you have applied the new patch
- If you have any questions or require more information, please read the patient information leaflet that came with the medicine
- If you are not sure about anything, please ask your doctor or pharmacist

Where to apply

Apply <u>one</u> new patch in only <u>one</u> of the following zones every day.

You can use the same zone (A or B or C or D or E or F or G or H), but do not use the same exact spot within the same zone

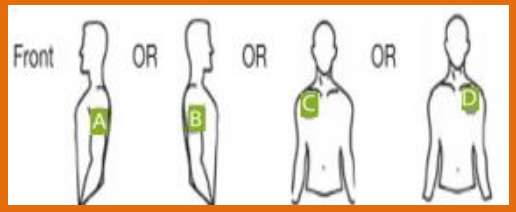

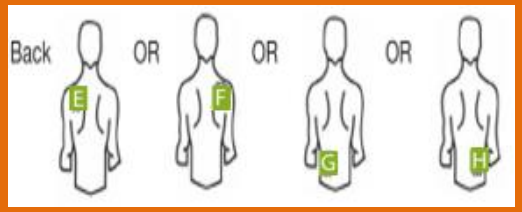

Old patch removed?	Date of application of **new patch**	Day of application of **new patch**	Application zone of **new patch** (letter)
exam ✓ ple	**12th March 2026**	**Thursday**	**Exam A ple**
☐			
☐			
☐			
☐			
☐			
☐			
☐			
☐			

MEDICATION RECORD SHEET

How to use this record sheet

- Use this record sheet to keep track of when you apply and take off Rivastigmine Transdermal Patch
- Tick the box when you have removed the old patch
- Fill in the date and day you apply the new patch
- Fill in the number of the application area where you have applied the new patch
- If you have any questions or require more information, please read the patient information leaflet that came with the medicine
- If you are not sure about anything, please ask your doctor or pharmacist

Where to apply

Apply <u>one</u> new patch in only <u>one</u> of the following zones every day.

You can use the same zone (A or B or C or D or E or F or G or H), but do not use the same exact spot within the same zone

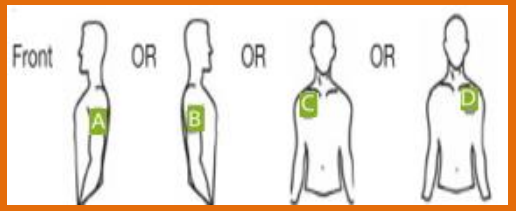

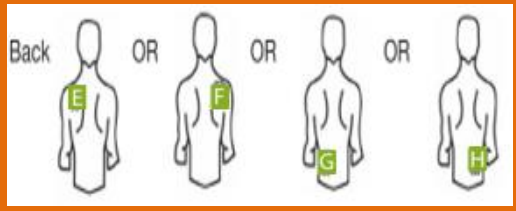

Old patch removed?	Date of application of **new patch**	Day of application of **new patch**	Application zone of **new patch** (letter)
exam ple ✓	**12th March 2026**	**Thursday**	**Exam ple A**
☐			
☐			
☐			
☐			
☐			
☐			
☐			
☐			
☐			

MEDICATION RECORD SHEET

How to use this record sheet

- Use this record sheet to keep track of when you apply and take off Rivastigmine Transdermal Patch
- Tick the box when you have removed the old patch
- Fill in the date and day you apply the new patch
- Fill in the number of the application area where you have applied the new patch
- If you have any questions or require more information, please read the patient information leaflet that came with the medicine
- If you are not sure about anything, please ask your doctor or pharmacist

Where to apply

Apply <u>one</u> new patch in only <u>one</u> of the following zones every day.

You can use the same zone (A or B or C or D or E or F or G or H), but do not use the same exact spot within the same zone

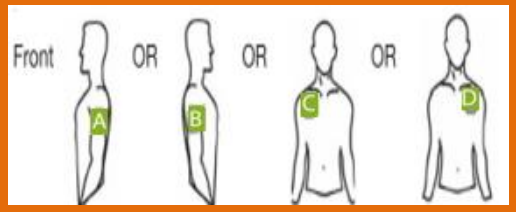

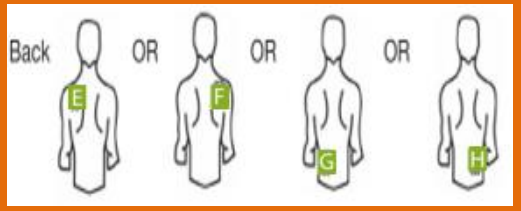

Old patch removed?	Date of application of **new patch**	Day of application of **new patch**	Application zone of **new patch** (letter)
exam ✓ ple	**12th March 2026**	**Thursday**	**Exam A ple**
☐			
☐			
☐			
☐			
☐			
☐			
☐			
☐			

MEDICATION RECORD SHEET

How to use this record sheet

- Use this record sheet to keep track of when you apply and take off Rivastigmine Transdermal Patch
- Tick the box when you have removed the old patch
- Fill in the date and day you apply the new patch
- Fill in the number of the application area where you have applied the new patch
- If you have any questions or require more information, please read the patient information leaflet that came with the medicine
- If you are not sure about anything, please ask your doctor or pharmacist

Where to apply

Apply <u>one</u> new patch in only <u>one</u> of the following zones every day.

You can use the same zone (A or B or C or D or E or F or G or H), but do not use the same exact spot within the same zone

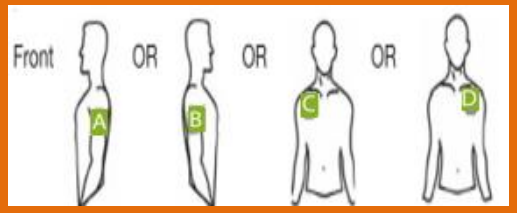

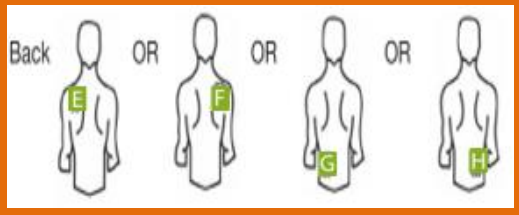

Old patch removed?	Date of application of **new patch**	Day of application of **new patch**	Application zone of **new patch** (letter)
exam ✓ ple	**12th March 2026**	**Thursday**	**Exam A ple**
☐			
☐			
☐			
☐			
☐			
☐			
☐			
☐			

MEDICATION RECORD SHEET

How to use this record sheet

- Use this record sheet to keep track of when you apply and take off Rivastigmine Transdermal Patch
- Tick the box when you have removed the old patch
- Fill in the date and day you apply the new patch
- Fill in the number of the application area where you have applied the new patch
- If you have any questions or require more information, please read the patient information leaflet that came with the medicine
- If you are not sure about anything, please ask your doctor or pharmacist

Where to apply

Apply <u>one</u> new patch in only <u>one</u> of the following zones every day.

You can use the same zone (A or B or C or D or E or F or G or H), but do not use the same exact spot within the same zone

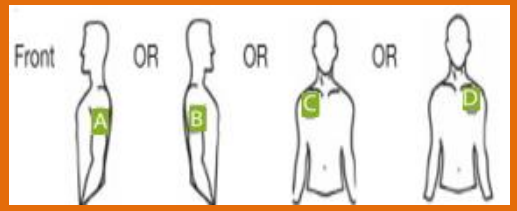

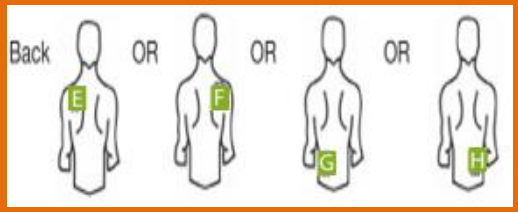

Old patch removed?	Date of application of **new patch**	Day of application of **new patch**	Application zone of **new patch** (letter)
exam ✓ ple	**12th March 2026**	**Thursday**	**Exam A ple**
☐			
☐			
☐			
☐			
☐			
☐			
☐			
☐			

REPORTING OF SIDE EFFECTS

Please report suspected side effects to the MHRA through the Yellow Card scheme. You can report via:

- The Yellow Card website www.mhra.gov.uk/yellowcard
- The free Yellow Card app available from the Apple App Store or Google Play Store

Alternatively, you can report a suspected side effect to the Yellow Card scheme by calling 0800 731 6789 for free, Monday to Friday between 9am and 5pm. You can leave a message outside of these hours.

When reporting please provide as much information as possible. By reporting side effects, you can help provide more information on the safety of this medicine.

Rivastigmine Crescent Transdermal Patch

Crescent Pharma Limited

Key House, Sarum Hill, Basingstoke, RG21 8SR, United Kingdom

Email: safety@crescentpharma.com
Phone: +44 (0) 1217901596

Website: www.crescentpharma.com

V 1.0 approved Jul 2026